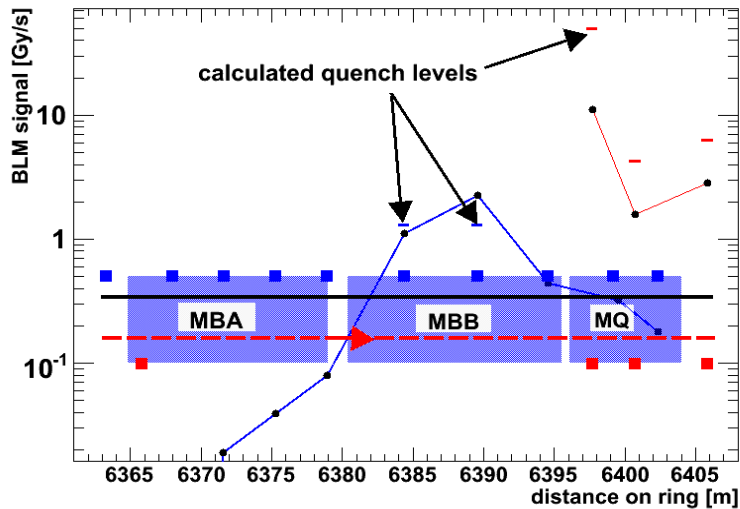


Update on quench analysis

Mariusz Sapinski AB-BI

CERN, December 16th, 2008

Signal integration time



Initial analysis: take 40 (later 80) μ s integration time



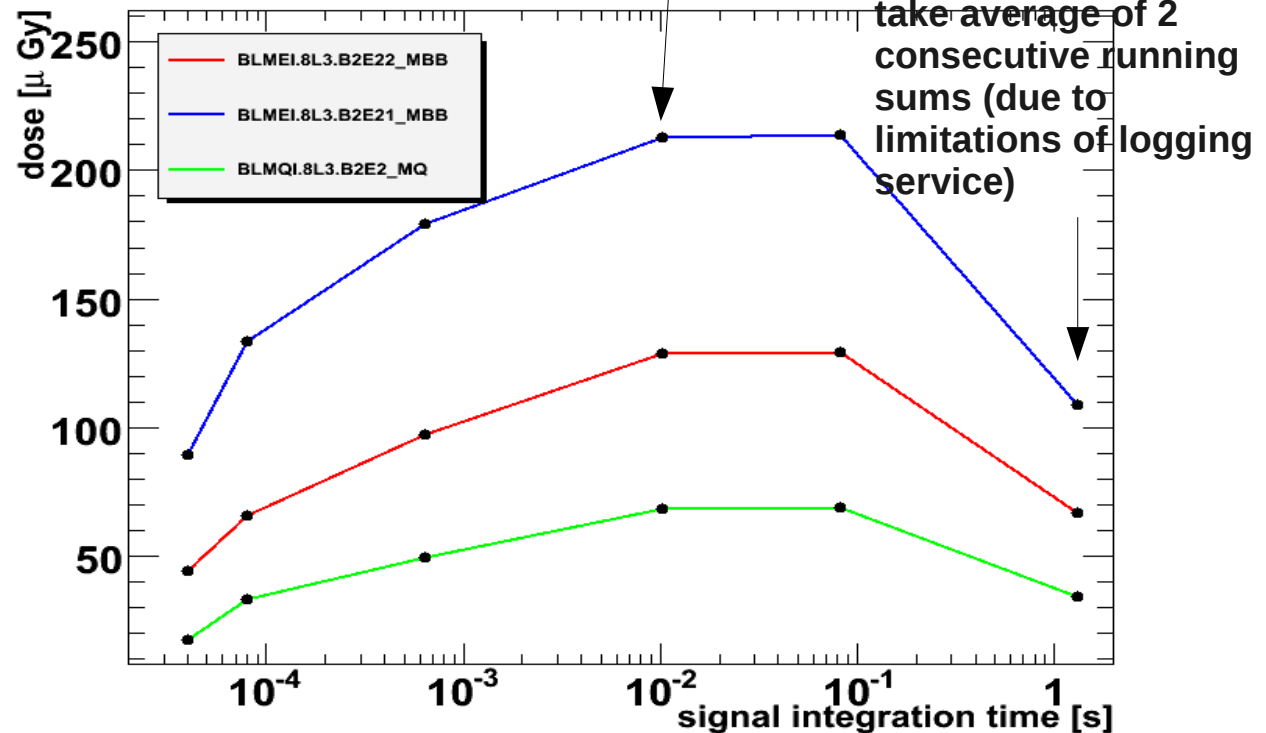
but:

RS06 which is: 10 ms

There is more than a factor 2 difference between signal collected in 40 μ s and 10 ms.

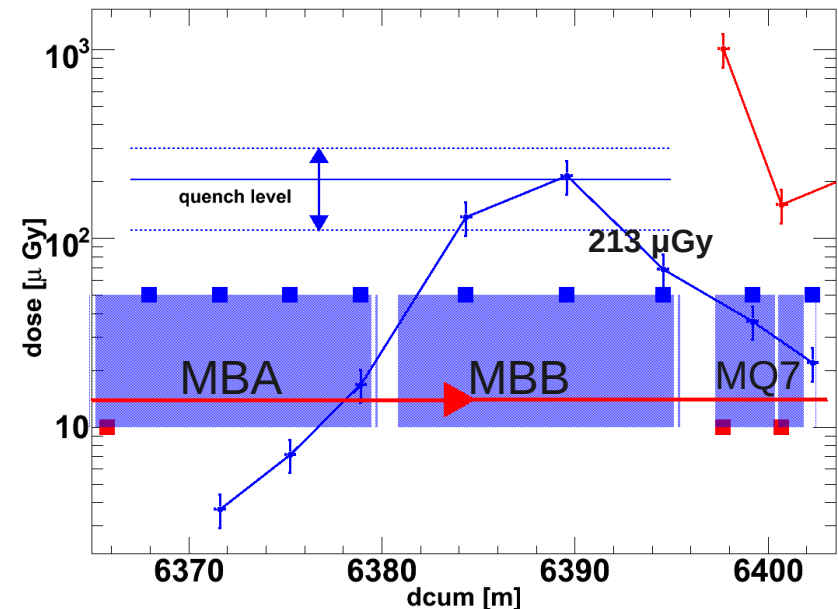
The difference between short integration times were expected but 10 ms is long.

This is probably due to long cables in Straight Sections



First quench

- UTC timestamp:
2008-08-09 00:19:51
- Quenched: MB.A8L3
- Bunch intensity: $4 \cdot 10^9$ protons
- Corrector MCBV.9R2.B1
(dcum 3680.22 m, 2.7 km from MBB),
deflection set to $80 \mu\text{rad}$,
oscillation amplitude 12 mm
- On BPM.8L3.B1
(dcum= 6357.23, last before
quenched magnet): $V_{\text{pos}} = 10\text{mm}$
- The distance from BPM to front of
MBB is 25 meters.
- Between this BPM and MBB there is
MQ.8 (defocusing, dcum=6361) and
MBA plus correctors

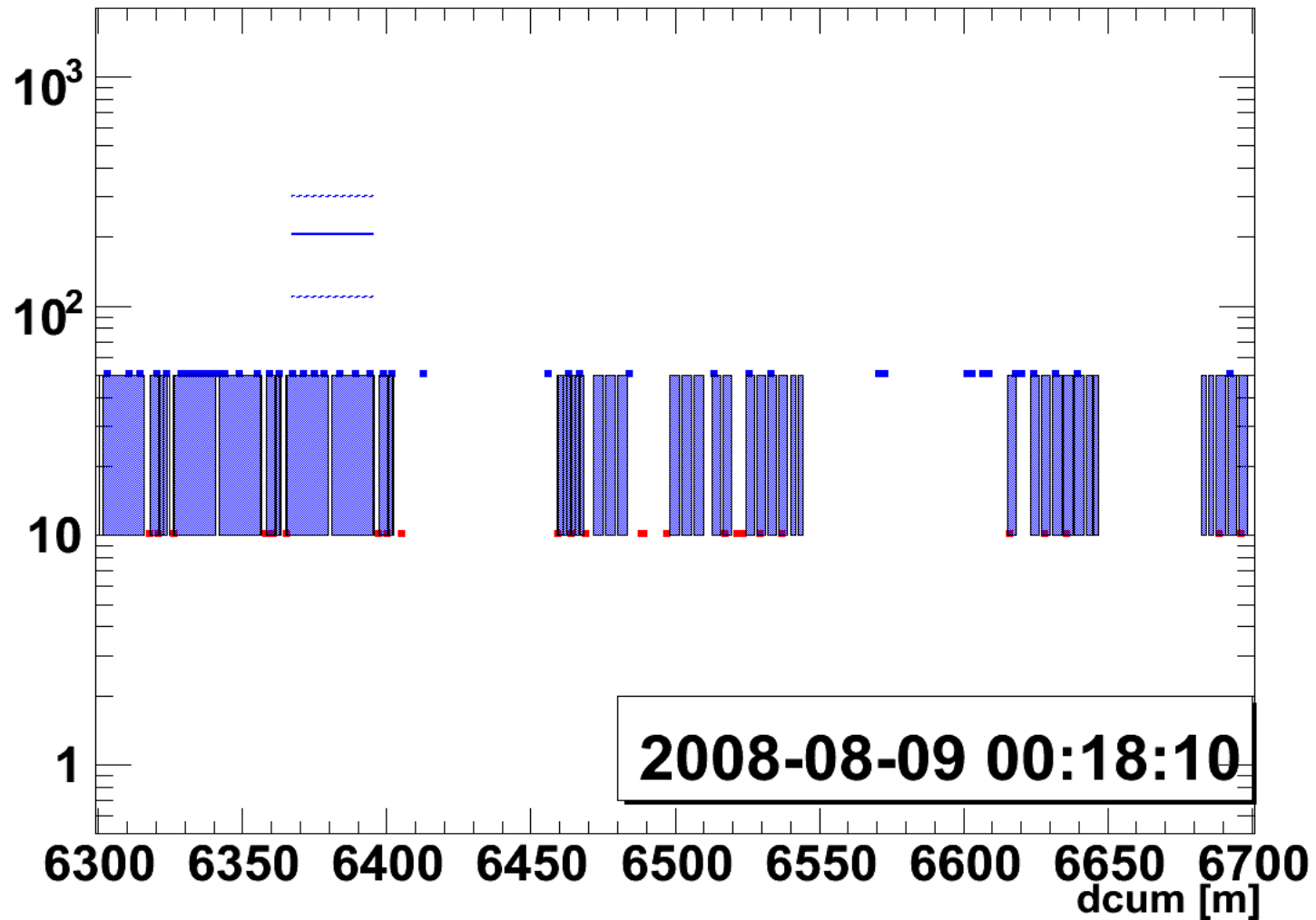


Modeling of the beam trajectory by Elena failed to hit the magnet – not all data are available.

From beam position at BPM.8L3.B1 and distance to quenched magnet the impact angle is $230\text{-}300 \mu\text{rad}$.

There is MQ between MBB and BPM. BLMs are on Beam2 and are distributed every about 5 m

Evolution in time – 3 shots

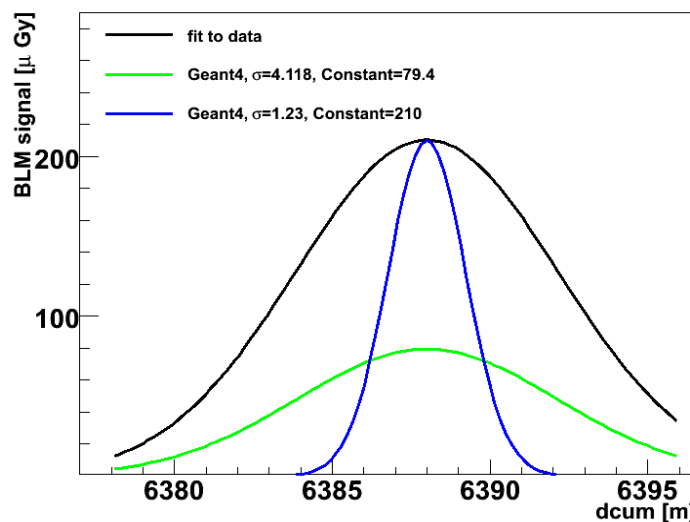
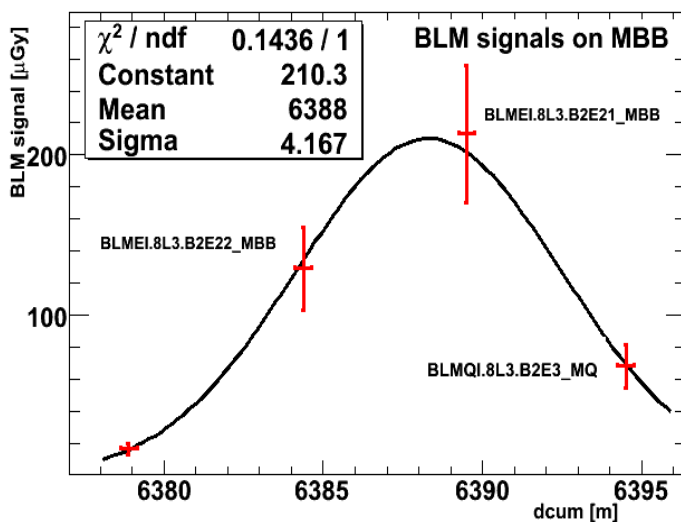
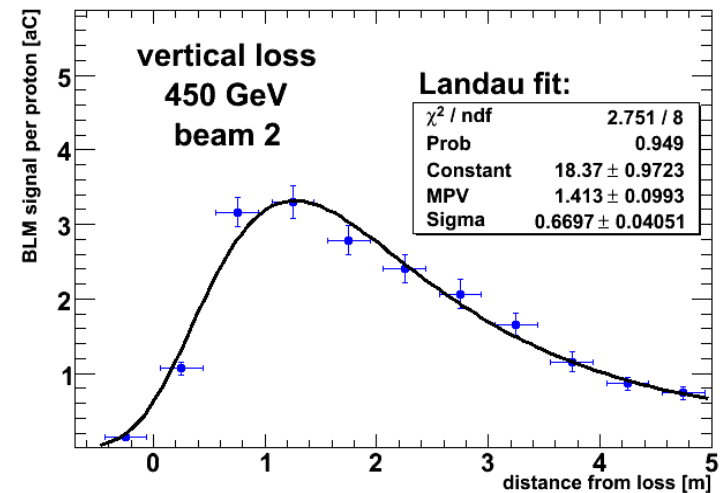


First quench - simulation

Simulation of $4 \cdot 10^9$ protons hitting the upper side of beam screen with angle $250 \mu\text{rad}$:

Recipe:

- Take simulated BLM signal
 - Landau parametrization (*)
- Take gaussian beam loss profile
- Fold both: the result typically should be gaussian distorted by the Landau tail, because the length of the loss is larger then the cascade length (as seen outside cryostat)



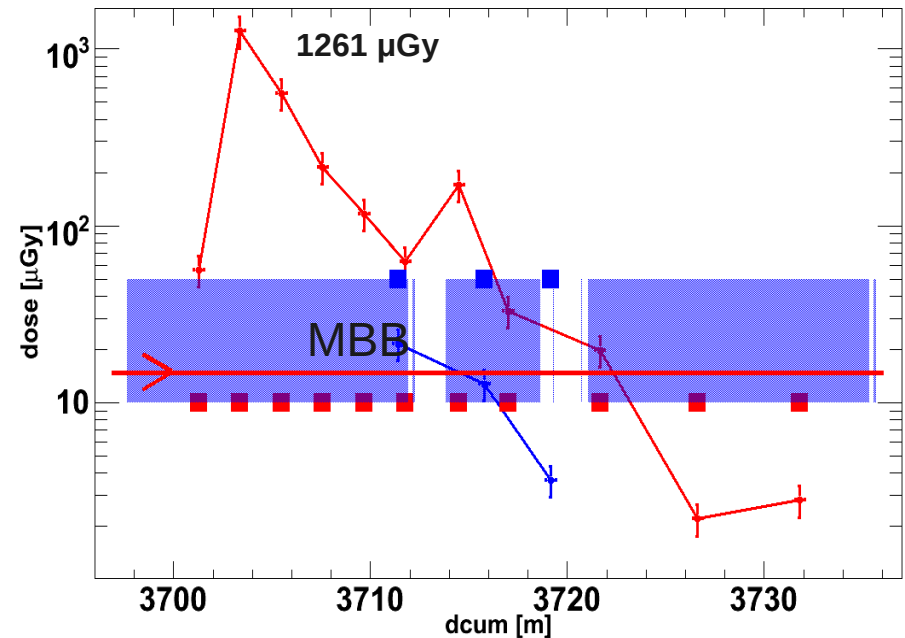
Quench energy:
49.88 mJ/cc
Initial loss σ : 0.81 m
 $\sigma_{\text{beam}} = 0.2 \text{ mm}$

Quench energy:
13.05 mJ/cc
Initial loss σ : 3.7 m
 $\sigma_{\text{beam}} = 0.9 \text{ mm}$

(*) there is no theoretical background for use of Landau

Second quench

- UTC timestamp:
2008-09-07 15:34:05
- Quenched: MB.B10R2
- Bunch intensity: $2 \cdot 10^9$ protons
- Corrector MCBV.9R2.B1
(dcum 3680.22 m) set to $750 \mu\text{rad}$
- No BPM between corrector and quenched magnet
- The distance from MCBV to front of MBB is 17.4 meters.
- Between the MCBV.9R2.B1 and MBB there is NO **Quardupole** therefore the $750 \mu\text{rad}$ angle is almost exactly the impacting angle



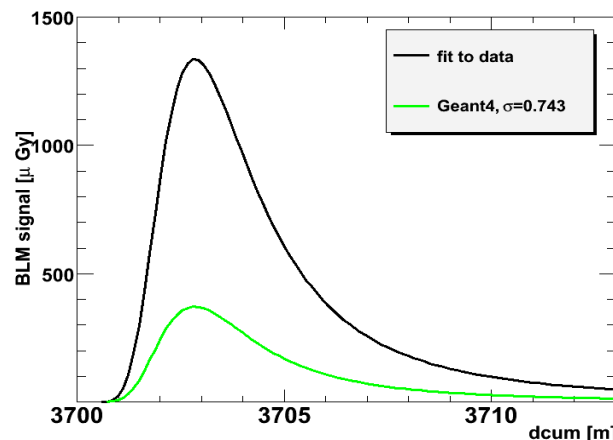
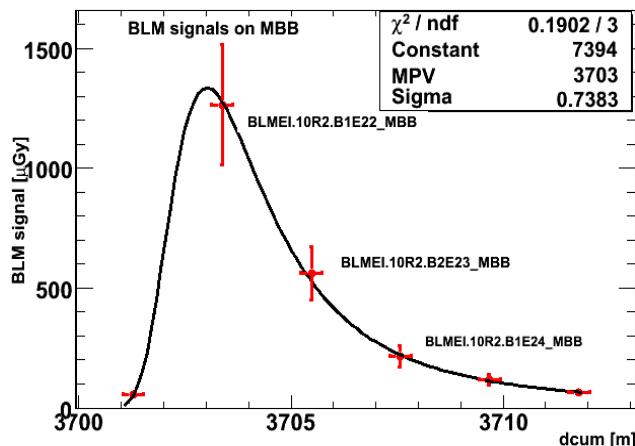
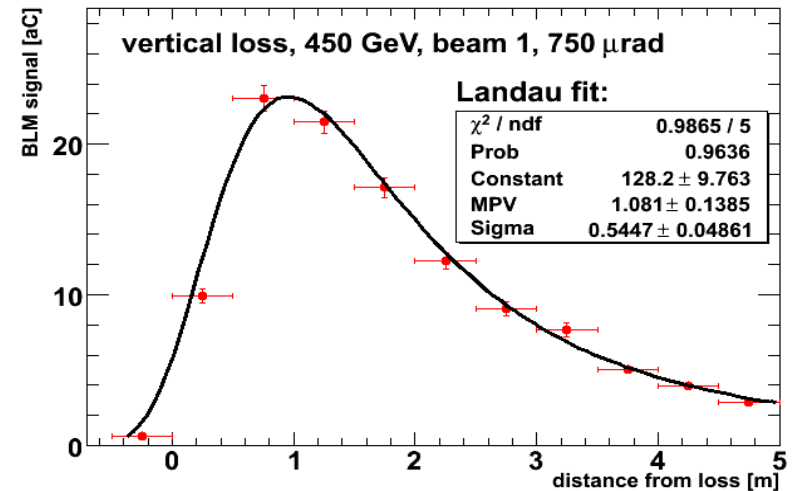
Modeling of the beam trajectory not yet done but not critical – much simpler case.

BLMs are on Beam1 and are distributed every about 2 meters

Second quench - simulation

Simulation of $2 \cdot 10^9$ protons hitting the upper side of beam screen with angle $750 \mu\text{rad}$:

- Profile of the signal outside is NOT gaussian
 - it is fitted with Landau
- Therefore the loss is more localized (loss length scale \approx cascade length)



Not possible to get distribution which agrees in maximum

Quench energy: 15.6 mJ/cc
Initial loss $\sigma = 1.25 \text{ m}$
 $\sigma_{\text{beam}} = 0.9 \text{ mm}$

Remarks and Conclusions

- Two very interesting quenches have been made
- Geant4 simulations systematically underestimates the signal in the BLMs by factor 2-3
- This can be fault of wrong simulation of the tail of the cascade (similar behavior discusses in M.Stockner thesis)
- This can be fault of G4 geometry too, but it is difficult to localize...
- Probably we can still trust the results in the coil, in this case the quench energy is about 13-16 mJ/cc
- A cross check with FLUKA simulation (M. Brugger) shows good agreement in energy density estimation

People to thank: A. Priebe (Geant4 geometry),
B. Dehning (discussions),
J. Wenninger (the quench maker)